



## 16x16 Colorful Classic Picture Frames (Metal Poster Displays)


FOR CURRENT PRICING, VISIT THE ID # LISTED ABOVE



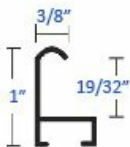
### 16x16 FRAME (PICTURES SHOWN, NOT TO SCALE)



CHOOSE FROM  
**50+** FRAME COLORS



50+ Metal Finishes



### Product Details

- Colorful Classic Picture Frame
- **16x16** Frame For Photos, Posters and Other Printed Signage
- Rounded Metal Frame **Profile: 3/8"** Wide
- Overall Picture Poster Frame Depth: **1"**
- **50+ Aluminum frame finishes**
- Viewable Area: Moulding overlaps your insert (poster) by 5/16"
- **Frame Orientation Mounts Both Portrait or Landscape**
- You can buy this frame empty or with a backer board and acrylic window
- **Metal Picture Frame ships UNASSEMBLED.**
- **Installs & Assembles Easily: Mounting hardware included**
- 16x16 Colorful Classic Metal Frames are for INDOOR USE ONLY!
- **Call For Custom Wall Mount Poster Display Frames**

### Backing Board Options

The backing board is used for placing your typical thin sheet poster, photo or artwork onto, to keep your graphic rigid. The various options, with benefits are below. If you choose **NO BACKER BOARD**, and plan on using the frame without installing your own backer, we strongly recommend that your thin printed sheet be mounted on any type of rigid board. Placing a thin poster into a frame without a backer board is not ideal.

#### Economy Corrugated Cardboard Backer:

- This brown cardboard backer is an ideal budget conscious option

#### Foam Board (Foamcore) Backer

- Foam Board has a higher level of protection than corrugated cardboard
- Its white finish preserves the integrity of translucent photos well
- Is a perfect substrate for dry mounting objects to the backing

#### Acid-Free Foam Board (Archival)

- When preservation is the primary concern, this is the best option for protection.
- This is an ideal choice for all frame sizes which are displaying items of personal or monetary value.
- Examples: Vintage Family Photo's, Expensive Artwork, and Historic & Heirloom Documents

### Acrylic Options

We use acrylic for our frame windows. It's half the weight of glass while providing the same clarity. If you choose **NO ACRYLIC**, and plan on using the frame without inserting your own acrylic or glass window, **we strongly recommend your graphic be mounted onto a board to keep it rigid**. Placing a thin poster into a frame without an acrylic is not ideal.

#### Economy Clear Acrylic

- Strong lightweight acrylic provides a clear viewing window
- This is an ideal economical choice for small to mid size frames

#### Premium Clear Acrylic

- This is a thicker more durable acrylic option than the Economy Acrylic
- Ideal choice for mid size frames to large format frames
- Strong lightweight acrylic provides a clear viewing window

#### Non-Glare Acrylic:

- This acrylic reduces glare from natural sunlight or artificial light
- This is an ideal choice for all frame sizes which are near windows or under direct overhead lighting

#### Break Resistant Acrylic

- This high impact acrylic, perfect for high traffic or public environments

#### UV Protective (Ultra-Violet) Archival Acrylic

- Protects against fading, yellowing, and loss of value
- Ideal choice for all frame sizes which are displaying items of personal or monetary value.
- Examples: Vintage Family Photo's, Expensive Artwork, and Historic & Heirloom Documents

Model	Insert Size	Overall Size	Viewable Area	Ships Via	Shipping Weight
CPF15-1616	16" x 16"	16 1/8" x 16 1/8"	15 3/8" x 15 3/8"	FedEx	10