


22 x 34 Wood Picture Poster Display Frames with Matboard (Wood 361)

FOR CURRENT PRICING, VISIT THE ID # LISTED ABOVE





22x34 FRAME
(PICTURES SHOWN, NOT TO SCALE)



DECORATIVE MATBOARD
(24+ COLORS AVAILABLE)



10 Wood Finishes



Product Details

- Wooden Picture Frame
- Wood Frame Profile #361 Style
- Wood Poster Frame holds 22x34 Poster Size
- Wall Mount Photo / Poster Display
- Wood Frame Profile: 1 3/16" Wide ()
- Overall Wood Frame Depth: 3/4"
- Decorative Matboard colors available: Raven Black, Arctic White or Complimentary to Frame Finish
- Viewable Matboard Border: 1 1/4"
- **Frame Orientation Mounts Both [Portrait or Landscape](#)**
- Viewable Area: Matboard overlaps your insert (poster) by 1/4"
- You can buy this frame empty or with a backer board and acrylic window
- **Accepts printed material up to 1/4" thick when no backer board is chosen. If you do choose a backer board, then a thin poster 1/16" or less would work best.**
- **Wood Picture Frame ships [FULLY ASSEMBLED](#)**
- Installs Easily: All mounting hardware is included
- Wood Poster Displays are for **INDOOR USE ONLY**
- **Call for #361 Custom Made Wood Poster Display Frame Sizes**

Backing Board Options

The backing board is used for placing your typical thin sheet poster, photo or artwork onto, to keep your graphic rigid. The various options, with benefits are below. If you choose **NO BACKER BOARD**, and plan on using the frame without installing your own backer, **we strongly recommend that your thin printed sheet be mounted on any type of rigid board.** Placing a thin poster into a frame without a backer board is not ideal.

Economy Corrugated Cardboard Backer

- This brown cardboard backer is an ideal budget conscious option

Foam Board (Foamcore) Backer

- Foam Board has a higher level of protection than corrugated cardboard
- White finish preserves the integrity of translucent photos well
- Perfect substrate for dry mounting objects to the backing

Acid-Free Foam Board (Archival)

- When preservation is the primary concern, this is the best option for protection
- Ideal choice for all frame sizes which are displaying items of personal or monetary value
- Examples: Vintage Family Photo's, Expensive Artwork, and Historic & Heirloom Documents

Acrylic Options

We use acrylic for our frame windows. It's half the weight of glass while providing the same clarity. If you choose **NO ACRYLIC**, and plan on using the frame without inserting your own acrylic or glass window, **we strongly recommend your graphic be mounted onto a board to keep it rigid.** Placing a thin poster into a frame without an acrylic is not ideal.

Economy Clear Acrylic

- Strong lightweight acrylic provides a clear viewing window
- This is an ideal economical choice for small to mid size frames

Premium Clear Acrylic

- This is a thicker more durable acrylic option than the Economy Acrylic
- Ideal choice for mid size frames to large format frames
- Strong lightweight acrylic provides a clear viewing window

Non-Glare Acrylic

- This acrylic reduces glare from natural sunlight or artificial light
- This is an ideal choice for all frame sizes which are near windows or under direct overhead lighting

Break Resistant Acrylic

- This high impact acrylic, perfect for high traffic or public environments.

UV Protective (Ultra-Violet) Archival Acrylic

- Protects against fading, yellowing, and loss of value
- Ideal choice for all frame sizes which are displaying items of personal or monetary value
- Examples: Vintage Family Photo's, Expensive Artwork, and Historic & Heirloom Documents

Model	Insert Size	Overall Size	Viewable Area	Ships Via	Shipping Weight
WM361-2234	22" x 34"	26 1/2" x 38 1/2"	21 1/2" x 33 1/2"	FedEx	10