




SwingCase 8.5 x 11 Outdoor Enclosed Poster with Header (Single Door)

FOR CURRENT PRICING, VISIT THE ID # LISTED ABOVE



Product Details

- Outdoor Poster Case
- Display Case with Header
- Features full length piano hinges (opens right to left)
- Security cam-lock is positioned on front of 8 1/2" x 11" frame (2 keys included)
- Overall Depth: 2"
- Interior Useable Depth: 5/8"
- 4 outdoor treated frame finishes
- Break Resistant Acrylic: Perfect for high traffic or public environments
- Self healing natural cork interior
- Weep holes provided on bottom to reduce condensation build-up
- Weather resistant aluminum backing with silicone sealant
- Case must be surface mounted on the wall
- [Call For Outdoor or Indoor Custom Poster Display Cases](#)

Header Details

- UPPERCASE Helvetica vinyl lettering
- Black lettering on a 5" white header (3" max text height)

IMPORTANT HEADER ORDERING DETAILS

Please type your message in the text box provided below, we will try to keep your message on one line unless otherwise specified. If we can't fit your message on one line we will center your copy on two lines. For the customer that needs a specific font, color or text positioning, you may call customer service with your requests.

SELECT THE RIGHT OPTION FOR YOU, AND FOLLOW INSTRUCTIONS

STANDARD HEADER (No Charge)

Standard UPPERCASE Black Helvetica Lettering as detailed above. Make sure to spell out your header in the empty **Text Box** above the Green ADD to CART button. Check your grammar & spelling!

LEAVE HEADER BLANK (No Charge)

For customers that will be adding their own header, select this option. Make sure to enter **LEAVE BLANK** in the empty **Text Box** above the Green ADD to CART button.

CUSTOM HEADER / LOGO (Upcharge)

For customers that wish to send us a specific FONT, COLOR, or LOGO. Make sure to enter **CUSTOM LOGO** in the empty **Text Box** above the Green ADD to CART button. We will contact you once the order has been received to instruct you on how to submit the Hi-Res EPS File to us.

Ordering Options

- Frame Orientation: Portrait or Landscape
- Vinyl covering over corkboard
- **Door Window: Break Resistant or Tempered Glass**
 - Break Resistant Acrylic: 1/8" thick, lightweight (Standard)
 - 1/4" Tempered Glass for public environments and locations that require this added safety feature. (Upcharge)
 - If chosen we will use our heavy duty door that will change one of 2 dimensions by 1/2". We will contact you if you do not indicate which dimension you would like adjusted in your order notes.
 - The viewable area can decrease by 1/2" or the overall size can be increased by 1/2".

Model	Interior Size	Viewable Area	Overall Size (Portrait)	Overall Size (Landscape)	Ships Via	Shipping Weight
SCPH -8511	9 3/4" x 12 3/4"	8 1/2" x 11"	13 3/4" x 22 1/2"	19" x 16 1/4"	UPS	23