


60x60 Large Frame Snap Open Front Loading Poster Snap Frames (1 1/4" Profile for MOUNTED GRAPHICS)

FOR CURRENT PRICING, VISIT THE ID # LISTED ABOVE
FREE SHIPPING



Product Details

- Extra Large, Snap Open Metal 60x60 Poster Snap Frame
- Quick-Changing, all 4 frame rails snap-open for easy poster changes
- Front Loading Frame for 60x60 posters and other signage
- Snap Frame Profile: 1 1/4" Wide
- Narrow profile offers 11/16" overall off the wall depth
- **Accepts 3 Printed Thicknesses: 1/8" | 3/16" | 1/4"**
- Viewable Area: Moulding overlaps poster insert by 3/8" all around
- (9) Aluminum snap frame finishes available
- No Tools! All four frame sides snap-open easily by hand
- SwingSnap poster frames can mount either **Portrait or Landscape**
- Installs Easily: Punched holes in frame allow for easy surface mounting
- Mounting hardware (screws) are included
- Call For Custom Snap Frame Sizes: Large or Small Poster Displays

All Ex Large Snap Frame Sizes are shipped **UNASSEMBLED**

- Aluminum snap-open displays are for **INDOOR** or ****OUTDOOR** use

****Make sure you laminate your insert material if going outdoors**
****Poster Snap Frames are weather resistant...not water-proof**

Ships Unassembled

- ALL snap frame sizes are cut to size, and prepped for easy assembly
- Takes minutes to assemble, Corner Key and Mounting Hardware Included

- ALL snap frame rail sizes 73" and larger will be **CUT in HALF** and

provided with a Straight Joiner Key to connect the two snap frame rails together.

This will create a seam in your snap frame rail where 2 or more pieces on one side of your frame will flip open.

The main reason for creating the seam is to reduce shipping costs.
We will ship these chopped snap frame rails via common carrier ground service.

- We will ship any Length up to 144" in **FULL LENGTH** via Freight Carrier.

Please call us for your oversized snap frame dimensions to provide frame & freight costs



For Detailed Instructions on How to Assemble click on the Instruction Sheet ICON up above.

Ordering Options | Custom Sizes & Shipping Options

Ceiling Mount Options

- **Common Applications:** Displaying "suspended" advertisements or menu's in

front of windows or behind a counter or cash wrap is a great way to grab someone's attention and drive traffic and sales to your place of business.



- We offer the option of installing "D" Rings onto the Snap Frame.

This allows you the option of suspending your frame from the ceiling.
Both the short side and long side will have "D" Rings installed, giving you the option to hang and display your snap frame in Portrait or Landscape orientation.

- You have the choice of silver chain links in 2 FEET, 4 FEET or 6 FEET Lengths.

Custom color chains and lengths are available upon request.

****NOTE:** these products are **SINGLE SIDED** displays. If you require double sided displays to show two separate advertisements, then please [Contact Us](#) to quote out your size and specifications.

****Due to the variety of ceiling surfaces, we advise you to purchase the appropriate hooks at your local hardware store. We DO NOT include or offer the Ceiling Hooks that the Chains will attach to.**

- **Call to customize Extra Large Mounted Poster Snap Frames!**

- If you request a Snap Frame to be FULLY ASSEMBLED,

please call for a shipping quote.

- Call us to quote out snap frames sizes up to 144" x 144" (12 FEET x 12 FEET)

[ABOUT SNAP FRAMES](#)

[CUSTOM SNAP FRAMES](#)

[MOUNTING INSTRUCTIONS](#)

[ASSEMBLY INSTRUCTIONS](#)

Model	Insert Size	Overall Size	Viewable Area	Ships Via	Shipping Wt	How is Frame Shipped?
SSMCXLMT-6060	60" x 60"	61 3/4" x 61 3/4"	59 1/4" x 59 1/4"	FedEx	26	Unassembled