




**Extra Large 36 x 72 Poster Snap Frames with 1 5/8" Profile for Mounted Graphics on 1/8", 3/16" and 1/4" Thick Boards**

FOR CURRENT PRICING, VISIT THE ID # LISTED ABOVE  
FREE SHIPPING



**For Mounted Posters**

1/8"  
3/16"  
1/4"



**Product Details**

- X Large Snap Frame for Mounted Posters 36 x 72
- Holds 3 Rigid Graphic Board Depths
- Quick-Changing, All 4 Frame Rails Snap Open
- Front Loading Frame for 36x72 Size Posters, Signage
- Snap Frame Profile: **1 5/8" Wide**
- 11/16" overall off-the-wall frame depth
- Accepts 3 Poster Board Thicknesses: **1/8" | 3/16" | 1/4"**
- Viewable Area: Moulding overlaps poster insert by 3/4" all around
- (2) Aluminum frame finishes: **Black or Silver**
- .040 Backing Board: provides extra rigidity for thin poster materials
- .020 clear PETG overlay included to protect your poster insert
- **No Tools!** All four frame sides snap-open easily by hand
- SwingSnap Poster Frames Mount Portrait or Landscape
- Installs Easily: Punched holes in frame allow for easy surface mounting
- Hanging hardware (screws) included
- Call for Custom Snap Frames Large or Small

**All Ex Large Sizes are shipped UNASSEMBLED**

- Aluminum snap-open displays are for **INDOOR** or **\*\*OUTDOOR** use

**\*\*Be sure to laminate your insert material if going outdoors**  
**\*\*Poster Snap Frames are weather resistant. Not waterproof**

**Ships Unassembled**

- ALL snap frame sizes are cut to size, and prepped for easy assembly
- Takes minutes to assemble, Corner Key and Mounting Hardware Included
- Backing Board is rolled up and placed into box for shipping cost savings
- Clear Overlay is rolled up and placed into box for shipping cost savings

- ALL snap frame rail sizes 73" and larger will be **CUT in HALF** and provided with a Straight Joiner Key to connect the two snap frame rails together.

This will create a seam in your snap frame rail where 2 or more pieces on one side of your frame will flip open.

The main reason for creating the seam is to reduce shipping costs. We will ship these chopped snap frame rails via common carrier ground service.

- We will ship any Length up to 144" in **FULL LENGTH** via Freight Carrier.

Please call us for your oversized snap frame dimensions to provide frame & freight costs

**For Detailed Instructions on How to Assemble click on the Instruction Sheet ICON up above.**

**Mounted Graphic Details**

1/8" Mounted Graphic Insert  
All frames will include a .040 Black Backer Board  
All frames will include a .020 Clear Overlay

### 3/16" Mounted Graphic Insert

All frames will include a .040 Black Backer Board

All frames will include a .020 Clear Overlay

### 1/4" MAX Mounted Graphic Insert

.040 Black Backer Board **NOT INCLUDED** (can not fit)

.020 Clear Overlay **NOT INCLUDED** (can not fit)

## Ordering Options | Custom Sizes & Shipping Options

### Ceiling Mount Options

- **Common Applications:** Displaying "suspended" advertisements or menu's in front of windows or behind a counter or cash wrap is a great way to grab someone's attention and drive traffic and sales to your place of business.

- We offer the option of installing "D" Rings onto the Snap Frame. This allows you the option of suspending your frame from the ceiling.

Both the short side and long side will have "D" Rings installed, giving you the option to hang and display your snap frame in Portrait or Landscape orientation.

- You have the choice of silver chain links in 2 FEET, 4 FEET or 6 FEET Lengths. Custom color chains and lengths are available upon request.

**\*\*NOTE:** these products are **SINGLE SIDED** displays. If you require double sided displays to show two separate advertisements, then please Contact Us to quote out your size and specifications.

**\*\*Due to the variety of ceiling surfaces, we advise you to purchase the appropriate hooks at your local hardware store. We DO NOT include or offer the Ceiling Hooks that the Chains will attach to.**

- **Call to customize Extra Large Mounted Poster Snap Frames!**
- If you request a Snap Frame to be FULLY ASSEMBLED,

please call for a shipping quote.

- Call us to quote out snap frames sizes up to 144" x 144" (12 FEET x 12 FEET)

[ABOUT SNAP FRAMES](#)

[CUSTOM SNAP FRAMES](#)

[MOUNTING INSTRUCTIONS](#)

[ASSEMBLY INSTRUCTIONS](#)

Model	Insert Size	Overall Size	Viewable Area	Ships Via	Shipping Wt	How is Frame Shipped?
SSMC158XLMT-3672	36" x 72"	37 3/4" x 73 3/4"	34 1/2" x 70 1/2"	FedEx	26	Unassembled