




16x20 Wood Frame (353) Poster Display SwingFrames

FOR CURRENT PRICING, VISIT THE ID # LISTED ABOVE



Product Details

- 16x20 Frame
- 3-Step Contemporary Wood Frame Profile
- Wall Mount Poster Display Frame
- Holds 16x20 Posters, Signs, Graphics, and Other Printed Sheets
- Patented swing-open frame system (opens right to left) for poster changes
- Features concealed hinges and Gravity Lock
- Wood Frame Profile: 1 3/8" Wide
- Overall Wood Frame Depth: 1 7/8"
- (9) Wood frame finishes available
- Viewable Area: Frame profile overlaps your insert (poster) by 1/4"
- Backing Board: 1/8" white Coroplast provides rigidity to your insert
- Accepts printed material up to 1/16" thick
- Repositionable Adhesive Tapes are provided to hold posters in position
- Strong lightweight acrylic provides a clear viewing window
- Installs Easily: Mounting hardware included
- SwingFrame Wood 16x20 Poster Frame for **INDOOR USE ONLY**
- **Call For Custom Poster Display SwingFrames**

WOOD 16x20 POSTER FRAMES CAN BE MODIFIED TO ACCEPT POSTER INSERTS UP TO 1/4" THICK...CALL FOR DETAILS ()

Ordering Options

- Poster Frame Orientation: Portrait or Landscape
- Side Plunge Lock & Key

Acrylic Window

- **Clear Acrylic (Standard...Included in Price)**
 - Strong lightweight acrylic provides a clear viewing window
- **Non-Glare (See Pricing)**
 - Reduces glare from natural or artificial light
- **Break Resistant (See Pricing)**
 - High Impact acrylic, perfect for high traffic or public environments

Model	Insert Size	Overall Size	Viewable Area	Ships Via	Shipping Weight
SFW353-1620	16" x 20"	18 1/4" x 22 1/4"	15 1/2" x 19 1/2"	FedEx	11