




**Extra Large 48x84 Frame Beveled Slide-in Poster Sign Frame**

FOR CURRENT PRICING, VISIT THE ID # LISTED ABOVE  
FREE SHIPPING



**Product Details**

- 48x84 Frame
- Extra Large Beveled Slide-In Frame
- Budget Friendly Wall Sign Holder and Poster Frame
- Accepts 48 x 84 poster and sign sizes
- Quick-Change Frame **48x84**
- Easy Slide-In Sign Frame Design
- Your Choice of Top or Side loading poster changes
- Beveled Metal Frame Profile: **7/8" Wide**
- Narrow frame design has **5/8"** overall off the wall depth
- Slot Opening: **1/4"** (max insert thickness)
- Frame size is slightly larger than the **48x84** poster inserts
- Viewable Area: Moulding overlaps poster insert by **5/16" all around**
- **2** Aluminum frame finishes available
- **Extra Large Frames can Mount either Portrait or Landscape**
- Installs Easily: Punched holes in frame allow for easy surface mounting
- Hanging hardware screws are included
- XL Top Load display frames **48 x 84 for INDOOR or OUTDOOR use**
- **Call for Custom Size Quick Change Poster Display and Sign Frames**

**\*\*Be sure you laminate your insert material if going outdoors**  
**\*\*Top Load Sign Frames are weather resistant...not water-proof**

**Ships Unassembled**

- ALL frame sizes are cut to size, and prepped for easy assembly
- Takes minutes to assemble, Corner Key and Mounting Hardware Included
- Optional Backing Board is rolled up and placed into box for shipping cost savings
- Optional Clear Overlay is rolled up and placed into box for shipping cost savings

\*\*\*\*\*

- ALL frame rail sizes 70" and larger will be **CUT in HALF** and provided with a Straight Joiner Key to connect the two frame rails together. This will create a seam in your frame rail

The main reason for creating the seam is to reduce shipping costs.  
We will ship these straight & mitered frame rails via common carrier ground service.

- We will ship any Length up to 148" in **FULL LENGTH** via Freight Carrier.

Please call us for your oversized slide-in frame dimensions to provide frame & freight costs

\*\*\*\*\*

**For Detailed Instructions on How to Assemble click on the Instruction Sheet ICON up above.**

**Ordering Options**

Frame Orientation: Portrait or Landscape ( )

Backing Board (.040" thickness)

- Black styrene, provides rigidity to your poster (this is recommended if your poster is not mounted).
- Thin enough to roll up and ship with unassembled frame.

Clear Overlay (.020 Thickness)

- Strong lightweight PETG provides a clear viewing window
- Thin enough to roll up and ship with unassembled frame.

\*\*\*\*\*

**IF YOU WANT A THICKER, MORE RIGID ACRYLIC, WE OFFER (3) OPTIONS LISTED BELOW...**

**.040 CLEAR ACRYLIC**

**.080 NON-GLARE ACRYLIC**

**.060 BREAK RESISTANT ACRYLIC**

**THESE FRAMES WOULD SHIP FULLY ASSEMBLED.  
FOR ACRYLIC PRICING AND SHIPPING COSTS,  
PLEASE CALL US at**

#### Customize Your Sign Frame

- Call to customize Extra Large 48 x 84 Poster Snap Frames!
- If you request a Large Frame to be FULLY ASSEMBLED,

please call for a shipping quote.

- Call us to quote out frames sizes up to 144" x 144" (12 FEET x 12 FEET)

#### FRAME DETAILS for SHIPPING UNASSEMBLED

- **FREE GROUND SHIPPING!**
- Approximately 5 minutes to assemble

**\*BOTH THE BACKER BOARD AND CLEAR OVERLAY  
ARE THIN ENOUGH TO ROLL UP AND  
SHIP IN A THIN BOX ALONG WITH THE FRAME.**

**\*WHEN FRAMES ARE SHIPPED UNASSEMBLED, WE RECOMMEND A  
SLIGHTLY **THICKER (MOUNTED) POSTER INSERT 1/8 - 3/16"**. THIS  
ADDED THICKNESS WILL HELP SUPPORT THE POSTER IN THE FRAME.**

Model	Insert Size	Overall Size	Viewable Area	Ships Via	Shipping Weight
TLBSXL-4884	48" x 84"	49 1/8" x 85 1/8"	47 1/2" x 83 1/2"	FedEx	36