

Outdoor Enclosed Poster Display Cases with Header and Leg Posts (Multiple Doors SwingCase)

FOR CURRENT PRICING, VISIT THE ID # LISTED ABOVE
FREE SHIPPING

Product Details

- **Outdoor Poster Display Stand**
- [Weatherproof Display Case](#)
- **2 and 3 Door Models**
- Durable Aluminum Cabinet and Stand Construction
- Enclosed Bulletin Board Interior
- Two 8 Foot Leg Posts (2"x2"x96")
- **5" High White Header Panel for Your 3" High Text Message**
- Features full length piano hinges support each door
- Locking Poster Display
- Security cam-lock is positioned on the front of each door (2 keys included)
- Corner Style: Classic Mitered Style
- Overall Poster Case Depth: **3 1/8"**
- Interior Useable Depth: **1 5/8"**
- 4 outdoor treated frame finishes
- Break Resistant Acrylic: Perfect for high traffic or public environments
- Self healing natural cork interior
- [Weep holes](#) provided on bottom to reduce condensation build-up
- Weather resistant aluminum backing with silicone sealant
- **Free Shipping on Standing Outdoor Poster Displays Cases 2 and 3 Door**
- [Call for Custom Free Standing Outdoor Poster Case Sizes](#)

Header Details

- UPPERCASE Helvetica vinyl lettering
- **Black lettering on a 5" white header (3" max text height)**

IMPORTANT HEADER ORDERING DETAILS

Please type your message in the text box provided below, we will try to keep your message on one line unless otherwise specified. If we can't fit your message on one line we will center your copy on two lines. For the customer that needs a specific font, color or text positioning, you may call customer service with your requests.

SELECT THE RIGHT OPTION FOR YOU, AND FOLLOW INSTRUCTIONS

[STANDARD HEADER \(No Charge\)](#)

Standard UPPERCASE Black Helvetica Lettering as detailed above. Make sure to spell out your header in the empty **Text Box** above the Green ADD to CART button. Check your grammar & spelling!

[LEAVE HEADER BLANK \(No Charge\)](#)

For customers that will be adding their own header, select this option. Make sure to enter **LEAVE BLANK** in the empty **Text Box** above the Green ADD to CART button.

[CUSTOM HEADER / LOGO \(Upcharge\)](#)




For customers that wish to send us a specific FONT, COLOR, or LOGO. Make sure to enter **CUSTOM LOGO** in the empty **Text Box** above the Green ADD to CART button. We will contact you once the order has been received to instruct you on how to submit the Hi-Res EPS File to us.

Post Specifications

- Post Dimensions: 2" x 2" x 96" (8 Feet High)
- Posts are attached to the case through the sides. Pre-drilled holes will be provided on the posts for easy display case mounting
- Posts should be secured at least 3 feet into the ground for proper support.

Ordering Options

- Vinyl covering over corkboard
- Plastic Clear or Multi-Color Push Pins (100 per box)



- **Door Window: Break Resistant or Tempered Glass**

- Break Resistant Acrylic: 1/8" thick, lightweight (Standard)
- 1/4" Tempered Glass for public environments and locations that require this added safety feature. (Upcharge)
 - If chosen we will use our heavy duty door that will change one of 2 dimensions by 1/2". We will contact you if you do not indicate which dimension you would like adjusted in your order notes.
 - The viewable area can decrease by 1/2" or the overall size can be increased by 1/2".

Model	Overall Size	Viewable Area (per door)	Number of Doors	Ships Via	Shipping Weight
LSCPH234-4040	40" Wide x 40" High	15 1/4" x 28 1/2"	2	Freight	117 LBS
LSCPH234-4050	40" Wide x 50" High	15 1/4" x 38 1/2"	2	Freight	126 LBS
LSCPH234-4232	42" Wide x 32" High	16 1/4" x 20 1/2"	2	Freight	114 LBS
LSCPH234-4836	48" Wide x 36" High	19 1/4" x 24 1/2"	2	Freight	120 LBS
LSCPH234-4848	48" Wide x 48" High	19 1/4" x 36 1/2"	2	Freight	133 LBS
LSCPH234-4860	48" Wide x 60" High	19 1/4" x 48 1/2"	2	Freight	147 LBS
LSCPH234-5040	50" Wide x 40" High	20 1/4" x 28 1/2"	2	Freight	126 LBS
LSCPH234-5050	50" Wide x 50" High	20 1/4" x 38 1/2"	2	Freight	138 LBS
LSCPH234-6024	60" Wide x 24" High	25 1/4" x 13 1/2"	2	Freight	114 LBS
LSCPH234-6030	60" Wide x 30" High	25 1/4" x 19 1/2"	2	Freight	122 LBS
LSCPH234-6036	60" Wide x 36" High	25 1/4" x 24 1/2"	2	Freight	128 LBS
LSCPH234-6040	60" Wide x 40" High	25 1/4" x 28 1/2"	2	Freight	136 LBS
LSCPH234-6048	60" Wide x 48" High	25 1/4" x 36 1/2"	2	Freight	147 LBS
LSCPH234-6060	60" Wide x 60" High	25 1/4" x 48 1/2"	2	Freight	163 LBS
LSCPH234-7224	72" Wide x 24" High	31 1/4" x 13 1/2"	2	Freight	120 LBS
LSCPH234-7224-3D	72" Wide x 24" High	19 1/2" x 13 1/2"	3	Freight	120 LBS
LSCPH234-7230	72" Wide x 30" High	31 1/4" x 19 1/2"	2	Freight	130 LBS
LSCPH234-7230-3D	72" Wide x 30" High	19 1/2" x 19 1/2"	3	Freight	130 LBS
LSCPH234-7236	72" Wide x 36" High	31 1/4" x 24 1/2"	2	Freight	140 LBS
LSCPH234-7236-3D	72" Wide x 36" High	19 1/2" x 24 1/2"	3	Freight	138 LBS
LSCPH234-7248	72" Wide x 48" High	31 1/4" x 36 1/2"	2	Freight	160 LBS
LSCPH234-7248-3D	72" Wide x 48" High	19 1/2" x 36 1/2"	3	Freight	157 LBS
LSCPH234-8424	84" Wide x 24" High	37 1/4" x 13 1/2"	2	Freight	160 LBS
LSCPH234-8424	84" Wide x 24" High	23 1/2" x 13 1/2"	3	Freight	160 LBS
LSCPH234-8430	84" Wide x 30" High	37 1/4" x 19 1/2"	2	Freight	138 LBS
LSCPH234-8430-3D	84" Wide x 30" High	23 1/2" x 19 1/2"	3	Freight	138 LBS
LSCPH234-8436	84" Wide x 36" High	37 1/4" x 24 1/2"	2	Freight	150 LBS

LSCPH234-8436-3D	84" Wide x 36" High	23 1/2" x 24 1/2"	3	Freight	150 LBS
LSCPH234-8448	84" Wide x 48" High	37 1/4" x 36 1/2"	2	Freight	178 LBS
LSCPH234-8448-3D	84" Wide x 48" High	23 1/2" x 36 1/2"	3	Freight	178 LBS
LSCPH234-9624	96" Wide x 24" High	43 1/4" x 13 1/2"	2	Freight	133 LBS
LSCPH234-9624-3D	96" Wide x 24" High	27 1/2" x 13 1/2"	3	Freight	133 LBS
LSCPH234-9630	96" Wide x 30" High	43 1/4" x 19 1/2"	2	Freight	147 LBS
LSCPH234-9630-3D	96" Wide x 30" High	27 1/2" x 19 1/2"	3	Freight	147 LBS
LSCPH234-9636	96" Wide x 36" High	43 1/4" x 24 1/2"	2	Freight	160 LBS
LSCPH234-9636-3D	96" Wide x 36" High	27 1/2" x 24 1/2"	3	Freight	160 LBS
LSCPH234-9648	96" Wide x 48" High	43 1/4" x 36 1/2"	2	Freight	180 LBS
LSCPH234-9648-3D	96" Wide x 48" High	27 1/2" x 36 1/2"	3	Freight	182 LBS